

HOW TO INCORPORATE PICMONICS INTO LECTURE SLIDES

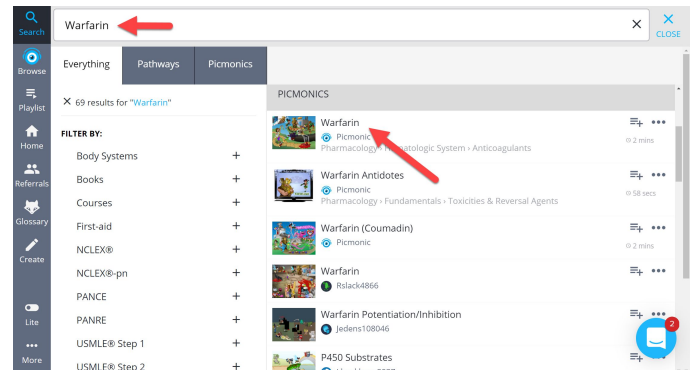


Hello, **Awesome Educator!**

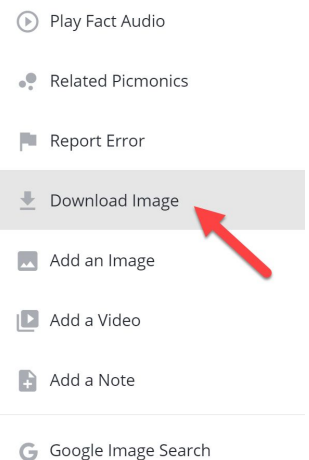
One of the many requests we receive from our Educator Supporters is **how to incorporate Picmonics and Picmonic Characters into their lecture slides and notes.** In order to ensure you get the most out of your Picmonic access, we created the following step-by-step guide to walk you through this process.

PROCESS

1) First, open a Picmonic relevant to your lesson content. If you're unfamiliar with how to find Picmonics, watch this [1-minute tutorial](#).



2) Once in the Picmonic, close the Play/Quiz box that first pops up. On the left is the list of Key Facts. Click through these to choose the character(s) you want. When you hover over a fact with your mouse, you will see the **"..." More Menu** (the three dots that appear on the top right corner). Click this, then click **"Download Image"**.

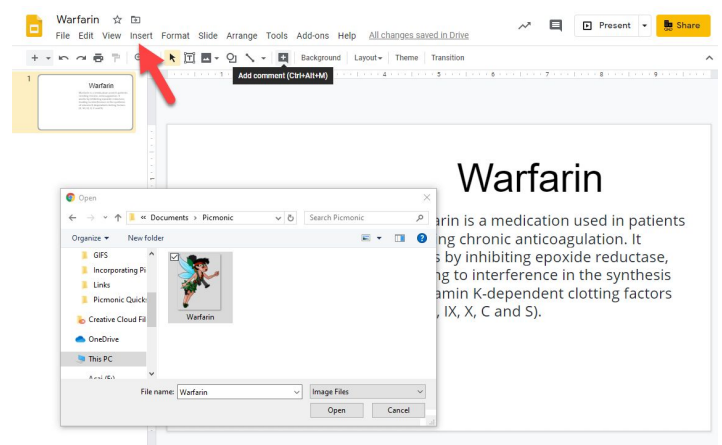


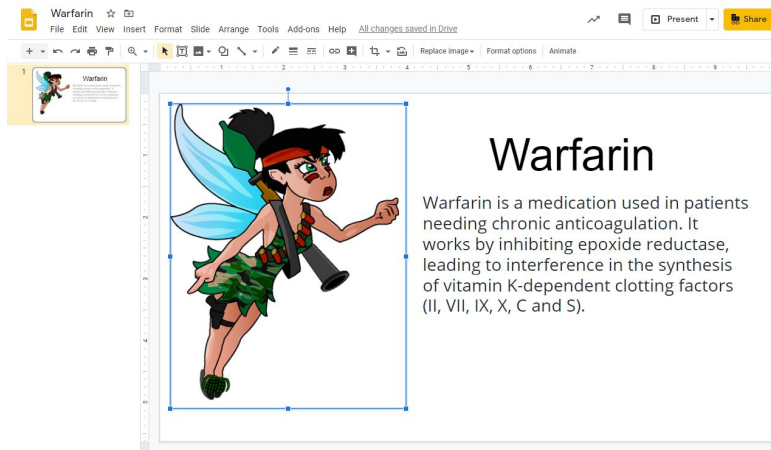
Pro Tip: The Picmonic images will be in your Downloads folder. Move them to an easily recognizable folder for quick reference.

3) Next, insert the downloaded image(s) into your slides. Once you've determined where in your lecture to place a character, select the following options:

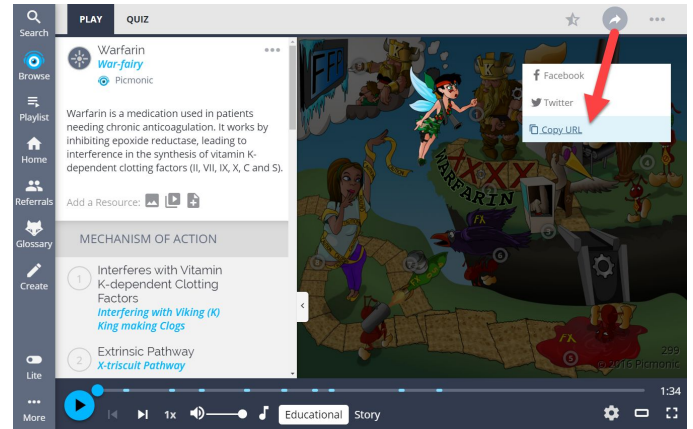
Insert > Image

Navigate to your folder of Picmonic images, select the appropriate Picmonic character and you're all set!





4) **Hyperlink the character to the Picmonic video** so that you and your students can easily learn and reference it. Open back up the Picmonic, click on the **“Share”** icon located at the top right of the Picmonic screen and select **“Copy URL”**.



Then, in your slide, right-click on the image and select **“Insert Hyperlink”**, then paste the URL into the box. All done!



CONCLUSION

Once again, we'd like to thank you for your support and for showing students what Picmonic can do for them. Like you, we are greatly invested in student success and while we work tirelessly to create a platform optimized for them, we also want to ensure that Picmonic improves your experience as an educator. If you have any feedback, or would like to know more about your free-forever educator access and special feature sets, please reach out to an Educator Liaison at educators@picmonic.com.