

QUICK START GUIDE

HOW TO SEARCH

Enter a search term and click the search icon.

The screenshot shows the top navigation bar of the TDS Health website. It includes the TDS Health logo, navigation links for 'RESOURCES', 'TITLES', and 'Welcome Katal', and a 'LOG OUT' button. A search bar contains the text 'atrial fibrillation'. Below the search bar, there are three main sections: 'STATIREF' with a 'STAT!Ref' logo, 'RECENT DOCUMENTS' listing 'ANATOMY IN DIAGNOSTIC IMAGING - 3rd Ed. (2014)' and 'ACP JOURNAL CLUB', and 'RECENT SEARCHES' listing 'atrial fibrillation', 'preferences', and 'h17'.

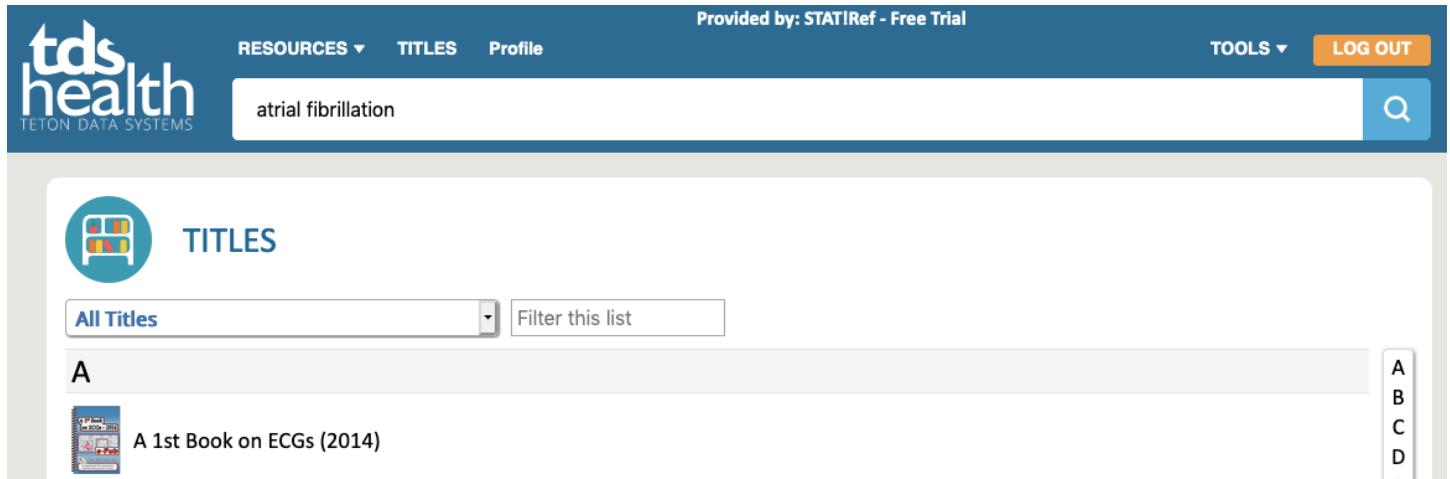
ADVANCED RESULTS

View all results or access images, video and audio media, Evidence Alerts, Medical News Feed and more via the results tabs. To get advanced results, filter results by titles, date range, related concepts and advanced search filters. See related terms below your search results for more options.

The screenshot shows the search results page for 'atrial fibrillation'. The page title is 'Your result: atrial fibrillation'. On the left, there are filter options: 'FILTER BY' (All Titles selected), 'DATE RANGE' (All Years selected), 'RELATED TO' (checkboxes for Indications, Diagnosis, Treatment, Recent Trials, Algorithms, Prognosis, Guidelines, Drug Therapy, Evidence Based), and 'ADVANCED SEARCH' (checkboxes for Suffixes, Related Terms, Headings Only). The main content area has tabs for 'All', 'Images', 'Media', 'Alerts', 'News', and 'More'. The results are displayed on 'Page 1 of 373'. The first result is 'Atrial fibrillation and flutter' with a date of 02/10/2019. The second result is 'Chapter 20. Atrial Fibrillation' with a date of 2020. Below the results, there are three news items: 'PAUSE protocol safe for AF patients on DOAC therapy who need surgery', 'Catheter ablation improves outcomes in atrial fibrillation with heart failure', and 'Ibrutinib-based therapy better than conventional treatment for CLL'.

ENHANCED FEATURES

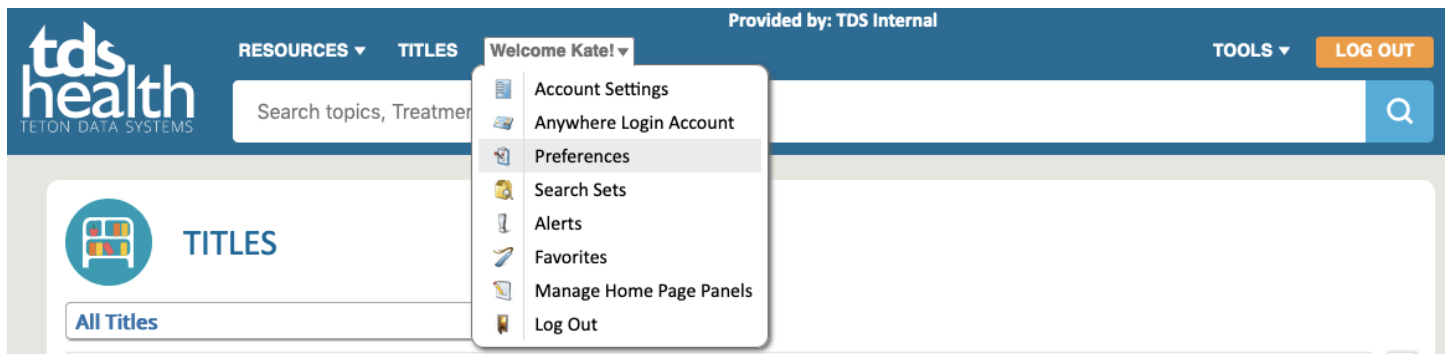
Go to the Resources page (top left) to see other products and cross-searching available with your subscription. Or, access your specific STAT!Ref Library subscription via the Titles link (top left) or the home page panel with the STAT!Ref logo. Once on the titles page, use the drop-down to see titles based on specialty or use the filter tool to find a title by name. Or, navigate to a specific title using the alphabetical list.



The screenshot shows the TDS Health website interface. The top navigation bar includes the TDS Health logo, 'RESOURCES', 'TITLES', and 'Profile' links, and a 'LOG OUT' button. A search bar contains the text 'atrial fibrillation'. Below the search bar, the 'TITLES' section is active, showing a dropdown menu set to 'All Titles' and a 'Filter this list' input field. A list of titles is displayed, starting with 'A', and a specific title 'A 1st Book on ECGs (2014)' is visible. An alphabetical navigation sidebar on the right shows 'A', 'B', 'C', and 'D'.

PROFILE CUSTOMIZATION

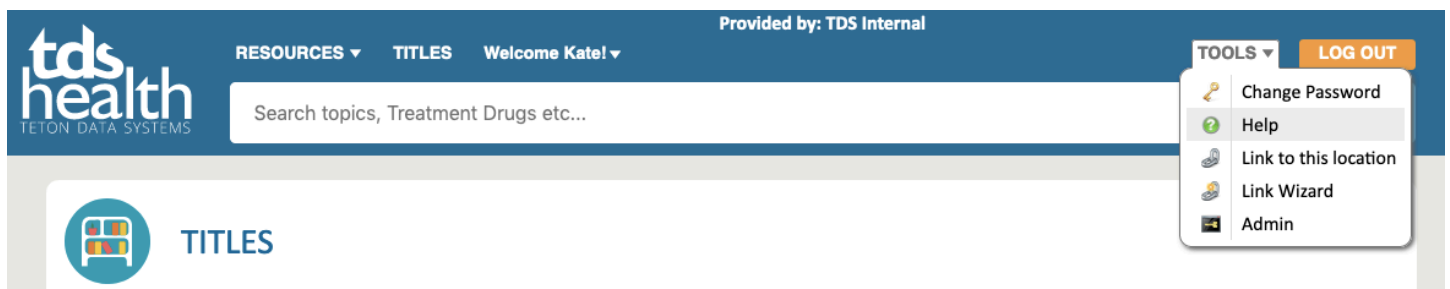
Click Profile (top left) and customize your user experience by creating a user account. Previously created profile preferences accounts (formerly called My STAT!Ref) are still active.



The screenshot shows the TDS Health website interface with the 'Profile' dropdown menu open. The top navigation bar includes the TDS Health logo, 'RESOURCES', 'TITLES', and 'Welcome Kate!' with a dropdown arrow, and a 'LOG OUT' button. The search bar contains the text 'Search topics, Treatment'. The 'Profile' dropdown menu lists the following options: Account Settings, Anywhere Login Account, Preferences, Search Sets, Alerts, Favorites, Manage Home Page Panels, and Log Out. The 'TITLES' section is visible below the menu.

SUPPORT TOOLS

Access the Help portal under Tools (top right) for additional details.



The screenshot shows the TDS Health website interface with the 'TOOLS' dropdown menu open. The top navigation bar includes the TDS Health logo, 'RESOURCES', 'TITLES', and 'Welcome Kate!' with a dropdown arrow, and a 'LOG OUT' button. The search bar contains the text 'Search topics, Treatment Drugs etc...'. The 'TOOLS' dropdown menu lists the following options: Change Password, Help, Link to this location, Link Wizard, and Admin. The 'TITLES' section is visible below the menu.

Or, if you would like a webinar demonstration or have any questions, please speak with your TDS Health Representative, call 800-901-5494 or email support@tetondata.com.